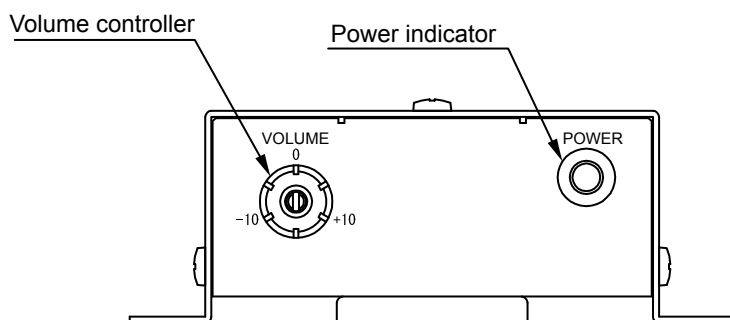


### DESCRIPTION

The EQ-0101A is a EQ Box for Long Range Slim Array Speaker. Using this EQ Box to protect the speaker units and provides clear sound for long distance. Please connect the output signal of EQ Box to the input of power amplifier.

This is semi-fixed volume controller. Volume can be adjusted from -10 to +10dB. Use minus types of screw driver. To increase the volume, please turn the knob to the right.

When the units is powered up, LED turns green color. 1 second after turning on the power, the appropriate sound is coming.



### CONNECTION

FG is for frame ground. Use the earth wire to connect FG terminal to the ground terminal of this EQ Box.

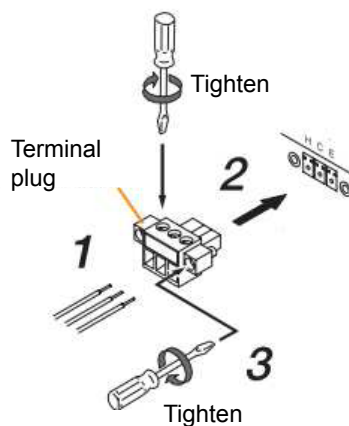
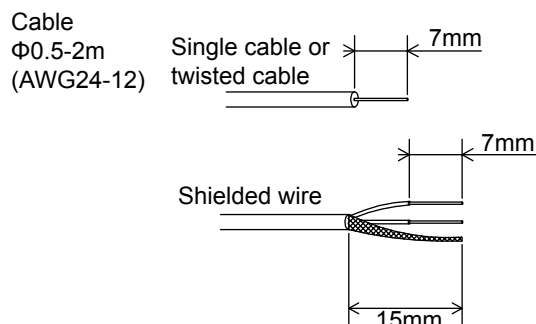
DC power input terminal.  
DC input voltage is 12V-24V.

"IN" side is audio input terminal.  
0dBV 600Ω balance type (Transformer).  
H : Hot  
C : Cold  
E : Ground (Shield)

"OUT" side is audio output terminal.  
0dBV 600Ω balance type (Transformer).

When the connected unit is an unbalanced input, connect "C" and "E" terminal.  
In case that unit is a balanced input and no shielded cable, use "H" and "C" terminal.

Use the supplied cable for your connection.  
If you don't use this cable, refer to the following connection.



#### Remarks

When the twisted cable is used, do not do the pre-soldering for the core-wire.  
To connect the cable, detach the terminal plug from EQ Box.